

<a href="#">Home</a>	<a href="#">Strategic Investing</a>	<a href="#">Upcoming</a>	<a href="#">Talks and Workshops</a>	<a href="#">Subscribers</a>	<a href="#">Adrich Corporation</a>	<a href="#">Log</a>
----------------------	-------------------------------------	--------------------------	-------------------------------------	-----------------------------	------------------------------------	---------------------

Header Graphic

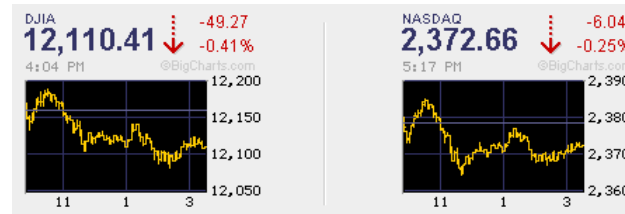
# Strategic Investing

## A Service of Adrich Corporation

Strategic Investing focuses on stocks with increasing revenues and profits.  
KISS + SF!

- [Daily Market Musings](#) • [Archive](#)
- [Daily Stock Watch List](#) • [Archive](#)
- [Technical Notes](#)
  - [Stock Selection in Down Markets](#)
  - [Selling Rules](#)
  - [Dow Jones Earnings](#)
  - [Gold Stocks](#)
  - [Homebuilders](#)
  - [Shorting Strategies](#)
  - [Foreign Bank Accounts](#)
  - [CRB Changes](#)
- [Economic Indicators](#)
- [Accumulation/Distribution Data](#)
- [Portfolios](#)
  - [Aggressive](#)
  - [Conservative](#)
  - [Core](#)
  - [ETF](#)
  - [Precious Metals](#)
- [Renew Subscription](#)

### 3/16/2007 After the Close



### Ending the Week on a down note!

ADVANCES & DECLINES				
	NYSE	AMEX	NASDAQ	BB
Advancing Issues	1,243 (37%)	445 (36%)	1,177 (38%)	666 (35%)
Declining Issues	1,993 (59%)	688 (56%)	1,833 (58%)	731 (38%)
Unchanged Issues	139 (4%)	91 (7%)	126 (4%)	506 (27%)
<b>Total Issues</b>	<b>3,375</b>	<b>1,224</b>	<b>3,136</b>	<b>1,903</b>
<b>New Highs</b>	<b>86</b>	<b>28</b>	<b>62</b>	<b>201</b>
<b>New Lows</b>	<b>31</b>	<b>19</b>	<b>82</b>	<b>205</b>
Up Volume	1,059,371,910 (31%)	71,166,633 (15%)	896,033,436 (42%)	236,596,446 (23%)
Down Volume	2,246,143,474 (66%)	405,086,401 (84%)	1,195,793,182 (56%)	381,782,212 (37%)
Unchanged Volume	82,037,712 (2%)	5,379,507 (1%)	41,848,870 (2%)	407,090,977 (40%)
<b>Total Volume</b>	<b>3.387.553.096<sup>1</sup></b>	<b>481.632.541<sup>1</sup></b>	<b>2.133.675.488<sup>1</sup></b>	<b>1.025.469.635<sup>1</sup></b>

Today the market posted another distribution day for the NYSE and NASDAQ! It was not a good day for those bulls still hoping for a rally!

Before the open, the CPI came in higher than expectations posting a 0.4% increase, double January's 0.2% rate. Of course, the core CPI was lower ... but who lives by the core index? With the CPI moving higher, the chances of the Fed cutting rates next week have dropped to almost nil.

Industrial production was up slightly in February as utility usage increased because of the cold weather. And finally, consumer sentiment fell to 88.8 suggesting that consumers are becoming concerned about the economic outlook.

The dollar dropped to 3 month lows against the Euro and yen as foreign investors are showing concerns for the U.S. economic outlook. For some perspective on the problem facing the dollar, the following excerpt from the latest Halkin letter may be useful.

#### ASIAN CURRENCIES: BECKONING YEN

With sharp Yen moves attracting market attention, the 13 March edition of the *Financial Times* carried an article proposing that China shift foreign exchange reserves into the Japanese currency. In 'The yen beckons China's dollar billions', Fred Bergsten makes two observations that are hard to argue with. These are based on an underlying assumption that, unless China diversifies a large portion of its reserves out of the Dollar, it is "likely to sustain one of the largest capital losses in history". In turn, this is based on the belief that the Dollar will "inevitably" fall by "20 per cent or more... over the next few years to help correct the unsustainable current account deficits of the US".

Point one is that it is the Yen which is substantially undervalued against all currencies (except the Renminbi itself). "Adjusted for inflation, the yen is weaker today than in 1998, when the US and Japan

intervened jointly to reverse its precipitous decline, and in 1985, when the Plaza Agreement initiated intervention... to weaken the dollar". Significant Chinese purchases of the Yen would therefore help correct "one of the most important currency misalignments now contributing to the global imbalances".

Point two is that such diversification by China into the Yen would be beneficial not only from the point of view of systemic interests, but of Chinese interests also. Strengthening the Yen in an orderly manner would minimise capital losses for China because "the yen is one of the few currencies that needs to rise in value almost as much as the renminbi itself".

The devil lies in that phrase 'orderly manner'. I'll believe if you will that currencies will adjust smoothly – either in the desired direction, at the desired time or at the desired pace. The experience of the last three months is not exactly reassuring.

We made no changes in the portfolios today.

### 3/15/2007 After the Close

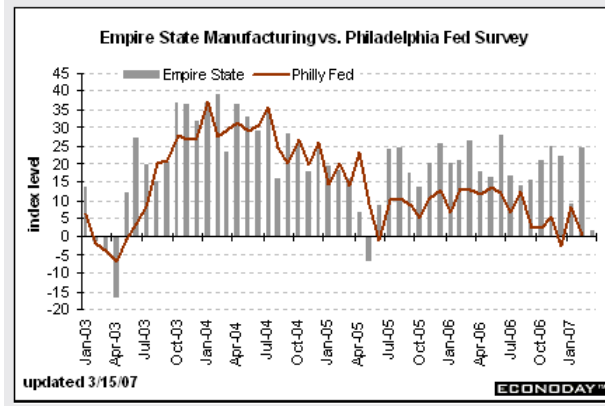


### Going up on lower volume again!

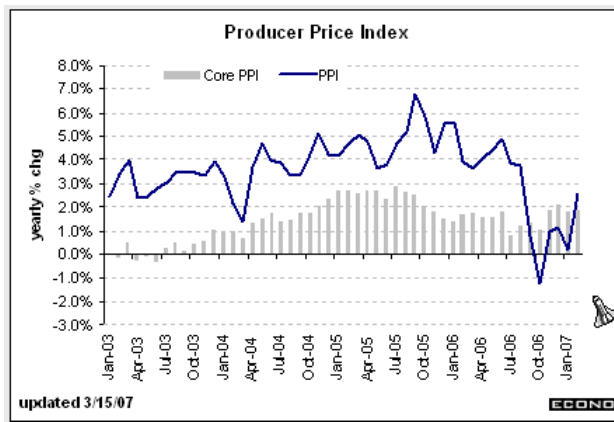
ADVANCES & DECLINES				
	NYSE	AMEX	NASDAQ	BB
Advancing Issues	2,307 (68%)	765 (62%)	1,883 (60%)	740 (38%)
Declining Issues	946 (28%)	387 (31%)	1,124 (36%)	727 (37%)
Unchanged Issues	124 (4%)	82 (7%)	144 (5%)	494 (25%)
<b>Total Issues</b>	<b>3,377</b>	<b>1,234</b>	<b>3,151</b>	<b>1,961</b>
<b>New Highs</b>	<b>84</b>	<b>29</b>	<b>70</b>	<b>214</b>
<b>New Lows</b>	<b>26</b>	<b>24</b>	<b>62</b>	<b>224</b>
Up Volume	2,039,161,127 (72%)	447,577,604 (88%)	998,312,198 (55%)	208,690,403 (18%)
Down Volume	751,641,042 (27%)	60,174,405 (12%)	780,038,793 (43%)	347,119,619 (30%)
<b>Unchanged Volume</b>	<b>32,064,688 (1%)</b>	<b>3,283,800 (1%)</b>	<b>36,572,109 (2%)</b>	<b>595,107,565 (52%)</b>
<b>Total Volume</b>	<b>2,822,866,857<sup>1</sup></b>	<b>511,035,809<sup>1</sup></b>	<b>1,814,923,100<sup>1</sup></b>	<b>1,150,917,587<sup>1</sup></b>

Today's market ended higher despite Easy Al's warning that the sub-prime problems could spread and help bring a recession. While advancing issues and volume clearly out-paced declining issues and volume, overall volume on the exchanges fell 24% on the NYSE and 21% on the NASDAQ today. Clearly, there were fewer bargain hunters in the market today.

The NY State Empire index at 1.1 almost went through the floor in March. February was 24.4. The report surprised many analysts who were expected something between 10-20. The Philly Fed index fell from a weak 0.6 in February to a weaker 0.2 in March. Clearly these numbers suggest that the economy is having trouble.



The Producer Price index took a major jump of 1.3% in February adding to the inflation pressures that the Federal Reserve fears. The jump in PPI should dampen hopes for an interest rate reduction at the upcoming FOMC meeting next week.



New jobless claims dropped 12,000 in the latest week although continuing claims continued to rise indicating that finding jobs is becoming more difficult.

Net purchases of US securities were \$97.4 B in January, a major improvement over the \$15.6 B in December. However, the majority of these purchases were in US corporate and agency bonds. Purchases of U.S. Treasury issues continued to fall.

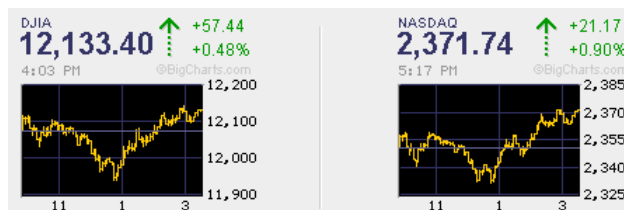
According to John Williams of Shadow Government Statistics, M3 is rising sharply.

The year-to-year change in the SGS estimation of Continuing M3 backed off slightly to 10.9% in February from 11.0% in January, with M3 up more than \$1.1 trillion in the last twelve months.

Is it any wonder that the Fed does not want the public to know that the printing presses are running 24/7 and there are more presses on order?

We made no changes in the portfolios today.

**3/14/2007 After the Close**



### The markets recovered a small amount of yesterday's losses.

ADVANCES & DECLINES				
	NYSE	AMEX	NASDAQ	BB
Advancing Issues	1,979 (58%)	604 (48%)	1,653 (52%)	655 (33%)
Declining Issues	1,291 (38%)	570 (45%)	1,372 (43%)	834 (42%)
Unchanged Issues	126 (4%)	85 (7%)	139 (4%)	501 (25%)
<b>Total Issues</b>	<b>3,396</b>	<b>1,259</b>	<b>3,164</b>	<b>1,990</b>
<b>New Highs</b>	<b>48</b>	<b>29</b>	<b>49</b>	<b>213</b>
<b>New Lows</b>	<b>94</b>	<b>50</b>	<b>174</b>	<b>224</b>
Up Volume	2,514,700,775 (67%)	681,344,756 (82%)	1,686,992,193 (73%)	208,590,091 (11%)
Down Volume	1,153,816,769 (31%)	142,989,810 (17%)	588,991,840 (26%)	679,660,264 (34%)
<b>Unchanged Volume</b>	<b>57,500,342 (2%)</b>	<b>4,500,900 (1%)</b>	<b>25,652,673 (1%)</b>	<b>1,093,602,353 (55%)</b>
<b>Total Volume</b>	<b>3,726,017,886<sup>1</sup></b>	<b>828,835,466<sup>1</sup></b>	<b>2,301,636,706<sup>1</sup></b>	<b>1,981,852,708<sup>1</sup></b>

It is simply amazing the reasons some give for the market moves. Today, the increases in the index were attributed to options expiration (triple witching on Friday), bargain hunters, overreaction yesterday to the sub-prime mess and an unwinding of the yen carry trade. While some of those might have had an impact for them all to mesh together about 12:45 p.m. EDT in NYC and for the market to then move higher to close positively after trading all morning in negative territory seems slightly a stretch for this old mind to encompass. Rather a series of futures buying in the pits at that time began the up move. It would be very interesting to see who bought those SPX futures.

The NASDAQ was down 20 points at 2331.57. It then turned around and move up to close 40 points higher. The S&P 500 was down 14 points at 13164.98 before heading up to close 23 points above the low at 1387.17. The DJIA was down from yesterday's close of 12075.95 by 136 points to a low of 11939.61 before recovering to its close of 12133.40, a swing of only 194 points in the afternoon. Simply amazing what those futures trades can generate.

However, when all was said and done, the markets were still below Tuesday's opening figures by a substantial margin. But with volatility like that generated in the markets, prudent investors should be very cautious. Still volume did increase from yesterday on the major exchanges suggesting that there were buyers willing to purchase stocks.

The Mortgage Brokers Association showed some improvement in its purchase application index and refinance index as spring is almost here and long-term mortgage rates are moving slightly lower in the latest report.

The current account deficit fell as foreign buyers were buyers of U.S. Treasuries in the 4th Qtr of 2006 to \$195.8B from \$229.4B in the previous quarter.

The slowdown in the U.S. appears to have helped keep import prices from rising significantly as they rose only 0.2% in February with petroleum causing most of the increase.

We made no changes in the portfolios today.

#### 3/13/2007 After the Close



### A Bad Day for the Markets.

The miracles of the internet and the air-modem allowed me to watch the market opening this morning in Santa Rosa, NM as I ate breakfast in Denny's. As the overseas markets closed on a down note and the NASDAQ pre-market was not great, we entered a market order to reinstate our shorts in the Aggressive portfolio in LEH, GS and MS. Even former high-flyer LEND was adding to the woes in the sub-prime market. I tried to find some stock to short but was unable to do so. When the Mortgage Bankers Association reported delinquencies in the 4th Qtr were 13.3% in the sub-prime space, the markets moved into distribution. Even GS earnings report was unable to stop the carnage.

As we drove back to Dallas, we found that the markets were continuing to move lower. As we listened to the pundits on Bloomberg try to spin the mess in the sub-prime market, it became obvious that today would be difficult for many investors.

Retail sales did not help improve confidence in the markets. The STI indicators for both the NASDAQ and the S&P 500 remain negative. Prudent investors should be out of the market. **So much for the dead-cat bounce rally ... it is dead!**

**3/12/2007 After the Close**



**Will the sub-prime lending mess get worse?**

ADVANCES & DECLINES				
	NYSE	AMEX	NASDAQ	BB
Advancing Issues	2,117 (62%)	713 (56%)	1,761 (56%)	653 (33%)
Declining Issues	1,143 (34%)	450 (36%)	1,273 (40%)	848 (42%)
Unchanged Issues	133 (4%)	99 (8%)	131 (4%)	503 (25%)
<b>Total Issues</b>	<b>3,393</b>	<b>1,262</b>	<b>3,165</b>	<b>2,004</b>
<b>New Highs</b>	<b>111</b>	<b>53</b>	<b>83</b>	<b>210</b>
<b>New Lows</b>	<b>32</b>	<b>20</b>	<b>65</b>	<b>200</b>
Up Volume	1,560,081,926 (57%)	274,383,341 (71%)	1,175,833,023 (71%)	325,666,733 (18%)
Down Volume	1,124,792,634 (41%)	91,387,220 (24%)	463,219,867 (28%)	760,873,198 (42%)
Unchanged Volume	38,358,200 (1%)	22,848,200 (6%)	25,043,863 (2%)	709,424,819 (40%)
<b>Total Volume</b>	<b>2,723,232,760<sup>1</sup></b>	<b>388,618,761<sup>1</sup></b>	<b>1,664,096,753<sup>1</sup></b>	<b>1,795,964,750<sup>1</sup></b>

In a word, YES! But since it is only fiat paper, Helicopter Ben will probably just order another printing press to paper over the hole in the finance picture. That will work until someone demands payment in something other than more paper!

Merger news where private equity companies borrow more paper using leverage to financial engineer deals seemed to help the market move higher today. However, the volume was not substantially different than on Friday.

Will the mortgage lenders find wholesaler's, Fannie Mae and Freddie Mac, able to continue to buy their loans. New Century is kaput. Most sub-prime loans have a clause that the lender has to rebuy the loan under certain conditions. It is that clause that should be worrying the finance industry.

We made no changes in the portfolios today as we were traveling back to Texas.

**3/9/2007 After the Close**



**Don't you love those Ministry of Truth numbers?**

<b>ADVANCES &amp; DECLINES</b>				
	<b>NYSE</b>	<b>AMEX</b>	<b>NASDAQ</b>	<b>BB</b>
Advancing Issues	1,912 (57%)	658 (53%)	1,643 (53%)	716 (36%)
Declining Issues	1,303 (39%)	478 (39%)	1,330 (43%)	783 (39%)
Unchanged Issues	154 (5%)	103 (8%)	156 (5%)	492 (25%)
<b>Total Issues</b>	<b>3,369</b>	<b>1,239</b>	<b>3,129</b>	<b>1,991</b>
<b>New Highs</b>	<b>79</b>	<b>36</b>	<b>75</b>	<b>231</b>
<b>New Lows</b>	<b>28</b>	<b>17</b>	<b>75</b>	<b>210</b>
Up Volume	1,337,472,176 (51%)	363,619,293 (79%)	927,756,452 (47%)	867,513,808 (39%)
Down Volume	1,187,066,199 (45%)	89,382,710 (19%)	1,017,107,998 (52%)	951,737,470 (42%)
<b>Unchanged Volume</b>	<b>102,254,352 (4%)</b>	<b>9,609,150 (2%)</b>	<b>21,249,117 (1%)</b>	<b>428,609,693 (19%)</b>
<b>Total Volume</b>	<b>2,626,792,727<sup>1</sup></b>	<b>462,611,153<sup>1</sup></b>	<b>1,966,113,567<sup>1</sup></b>	<b>2,247,860,971<sup>1</sup></b>

The trade deficit improved a tad but the Unemployment report raised more questions than it answered. Even Lou Dobbs said that he no longer could believe the numbers reported by the green-shade minions at the Ministry of Truth. Maybe, the spin is getting so thin that people are beginning to see beyond the pale.

When it was all said and done, the major indices were almost unchanged today. It was another day where the market searched for a direction. We saw our hard stops in GS and MS get activated in the Aggressive portfolio while we were driving from Phoenix to Los Angeles.

The new website is now activated and while we may be adjusting the content in the next few days, we hope that you will like the new format.

---

This issue of Market Musings is a feature of the Strategic Investing website. It is for the education of our subscribers and does not constitute a recommendation to buy or sell any particular security.

Charts are courtesy of IBD®, Daily Graphs Online®, Halkin Services, Martin Capital, Kitco.com, GM Bolser, Stockcharts.com, Econoday, Prudent Bear and/or Big Charts.

All rights reserved. © 2001 - 2007 Adrich Corporation

Last updated - February 20, 2007

**Keep it Safe, Simple and Stay Focused!**

Last updated - February 6, 2007